

masterdor[®] benchmark

19 BEAUTIFUL
DOOR STYLES

Energy Efficient
GLASS OPTIONS

The latest in...
CONTEMPORARY
DESIGNS

A stylish range of high quality,
low-maintenance GRP composite doors
from Masterdor

Delivering a high quality entrance for your home




The first impression of your home is your front door. With a Benchmark door you not only add instant kerb appeal to your property but you can enjoy all the added benefits that a modern composite door brings.

Using only the best quality components, Benchmark doors are designed and manufactured without compromise.

With a range of styles, from country cottage and Edwardian townhouse to more contemporary offerings, you can be sure to find the perfect door for your home.



Beautifully crafted doors



High quality finish



Performance hardware




Instant kerb appeal

The **Benchmark** range

Contents

The Benchmark range	p 3
Colour options	p 4
Quality construction	p 5
The Benchmark range...	p 6-40
The Moorgreen	p 6
The Butterley	p 8
The Kingston	p 10
The Derwent	p 12
The Amber	p 14
The Dove	p 16
The Ecclesbourne	p 18
The Erewash	p 20
The Carsington	p 21
The Lathkill	p 22
The Beeston	p 24
The Wye	p 26
The Speedwell	p 28
The Shardlow	p 30
The Repton	p 32
The Farndon	p 34
The Milton	p 36
The Dearne	p 38
The Ogston	p 40
Toplights, sidelights & panel options	p 41
Hardware options	p 42
Glazing options	p 44
Frame, sill & threshold options	p 46
Energy ratings	p 48
Fire doors	p 49
Customer support	p 50
Security guarantee from ERA	p 51



Colour & security **options**

Classic **colours**

All doors are white internally



White



Green



Black



Blue



Red



Golden Oak



Rosewood

Prestige **colours**

All doors are white internally



Cream



Chartwell Green




Duck Egg Blue



Anthracite Grey

Frame **colours**

All references to White are Sheerframe White



White
on White



Golden Oak
on White



Rosewood
on White



Anthracite Grey
on White



Cream
on White



Chartwell Green
on White



Golden Oak
on Golden Oak



Rosewood
on Rosewood

Colours are representative only

Hardware **options** see p42



Browse our exclusive range of stunning door furniture and hardware for the perfect finish to your chosen door on **page 42**.

A Hoppe Premium Upgrade and a Secured by Design Upgrade are also available - see **page 43** for more details.



Security **guarantee** see p51



★★★★★
Five Star Guarantee

Upgrade to our comprehensive ERA Five Star Guarantee to provide exceptional security and peace of mind.

With our partners ERA, we provide a 5 star guarantee against forced door entry for up to 10 years and our upgrade meets with Secured by Design, which is the Police preferred specification.


- ★ 24/7 help when you need it
- ★ Up to £1,000 home insurance excess paid
- ★ Up to £1,000 towards a repair or replacement
- ★ A £1,000 cheque to compensate you
- ★ Savings on the cost of your home insurance

*Full T&C's of ERA's Five Star Guarantee available separately.

Quality **construction**

Masterdor have been producing quality composite doors for over two decades and are renowned within the industry for their quality and craftsmanship. A Benchmark door protects your property from the elements and your family from intruders. The Benchmark GRP door combines the very latest technologies to produce an industry leading product.

The GRP facing (Glass Reinforced Plastic) looks like wood but is unaffected by variations in temperature. When combined with a modern sub-frame, insulating core, modern outerframe and a fantastic hardware range, the Benchmark door delivers a high security, weather-tight door that will not bow, warp, crack, splinter or dent. Combined with side and top lights, a Benchmark door provides stunning looks that will add instant appeal to any home.



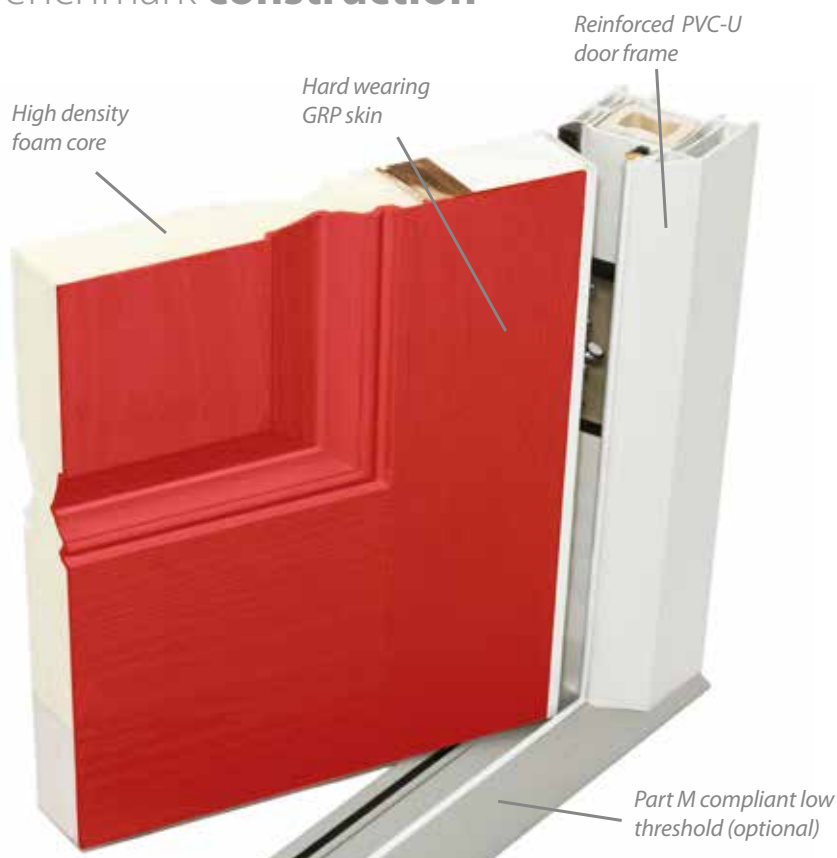
Strength and security

- High impact resistance fiberglass
- 44mm thick leaf for increased security
- Incorporating robust materials for increased strength
- Multiple hardware choices
- Excellent thermal efficiency

Suitability for a multitude of purposes

- Each door is made to order
- Ideal for both domestic & commercial properties

Benchmark **construction**



High density foam core

With 40mm of high density foam at its heart, your Benchmark door provides unbeatable thermal performance

GRP skin available in 11 colours and woodgrains

For long-lasting good looks and durability, Benchmark doors use a GRP skin that is both hard wearing and low maintenance

Part M compliant threshold option


Not only ideal for wheelchair access, the low threshold of a Benchmark door means easy access for everyone

Reinforced PVC-U door frame

Due to the reinforced PVC-U frame, your Benchmark door meets unrivalled standards in security with very little maintenance

The Moorgreen

SG15



The **Moorgreen** is the classic dual glazed option making a smart statement for your home. Choose from our wide range of decorative glazing options to add an additional personal touch.



The Moorgreen in Duck Egg Blue with Diamond Cut glazing



The Moorgreen in Golden Oak with Crystal Diamond glazing

Classic colours

White




Green



Black



Blue




Red



Golden Oak




Rosewood



Prestige colours

Cream



Chartwell Green



Duck Egg Blue

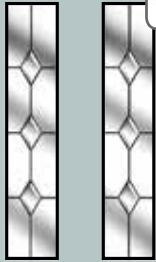


Anthracite Grey

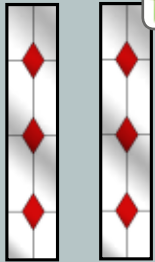


See page 47 for minimum and maximum door sizes

Glazing options




Diamond Bevel †*




Diamond Red †*
Also available in Diamond
Blue, Grey or Green



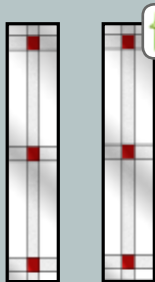
Dorchester Blue
Also available in Dorchester
Amber or Green



Fleur †*



*Murano Red**
Also available in Murano
Blue, Black, Green or Purple



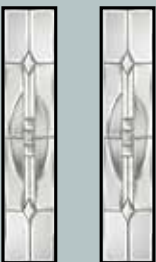
Lattice Red †*
Also available in Lattice
Blue, Green or Bevel



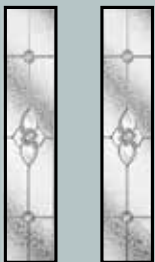
*Prairie**



*Diamond Cut**



*Reflections**




Finesse



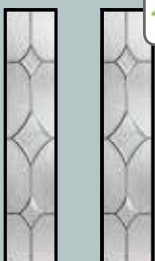
Elegance




Flair



Simplicity
Available in Zinc or Brass



Crystal Diamond †*



*Satin**



Obscure †*
See page 45 for all choices



*Available as part of our
Secured by Design upgrade
package or as a laminate
only glass option




Low E energy efficient glazing as standard

† Our decorative glazing designs are supplied with a
choice of backing glass from Global Glass see page 45

The Butterley

SG16



With its distinguishing angled brow design, The **Butterley** is an elegant twist on our bestselling dual glazed door, The **Moorgreen**. Perfect for adding a smart touch to a modern or traditional home.



The Butterley in Blue with Diamond Blue glazing




The Butterley in Green with Diamond Bevel glazing

Classic colours

White



Green



Black



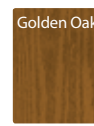
Blue



Red



Golden Oak




Rosewood



Prestige colours

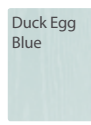
Cream



Chartwell Green



Duck Egg Blue

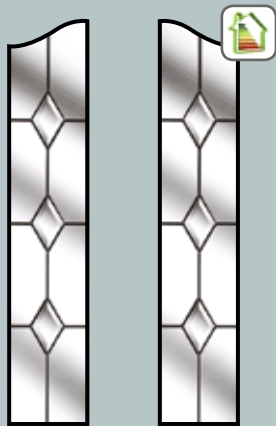


Anthracite Grey

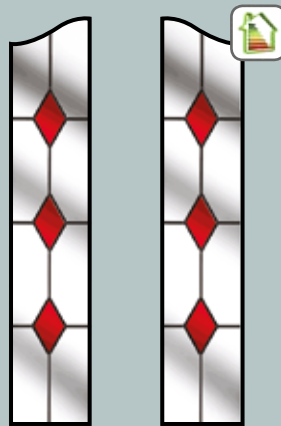


See page 47 for minimum and maximum door sizes

Glazing options

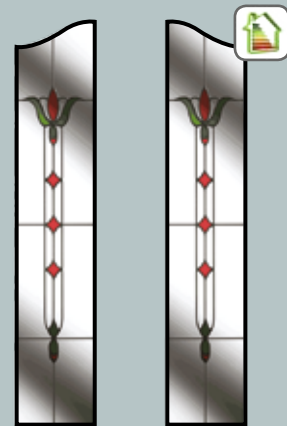


Diamond Bevel †*




Diamond Red †*


*Also available in Diamond
Blue, Grey or Green*




Fleur †*



Crystal Diamond †*



*Satin**



Obscure †*

See page 45 for all choices



*Available as part of
our Secured by Design
upgrade package




Low E energy efficient glazing as standard

† Our decorative glazing designs are supplied with a
choice of backing glass from Global Glass see page 45

The Kingston

SGE5



The **Kingston** promotes Edwardian styling with its beautiful dual arched glazing panels, teamed with traditional double solid panels. Bring style and colour to your chosen door with decorative glass.




The Kingston in Red with Prairie glazing



The Kingston in Anthracite Grey with Simplicity Zinc glazing

Classic colours

White




Green



Black



Blue




Red



Golden Oak




Rosewood



Prestige colours

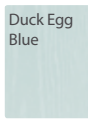
Cream



Chartwell Green



Duck Egg Blue




Anthracite Grey

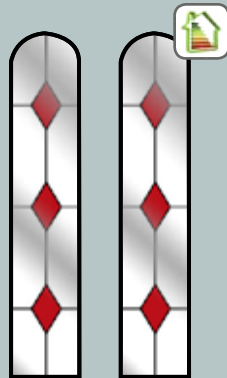


See page 47 for minimum and maximum door sizes

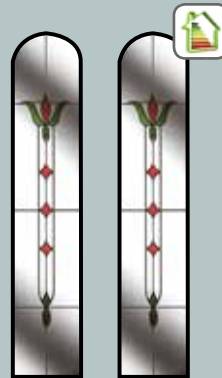
Glazing options



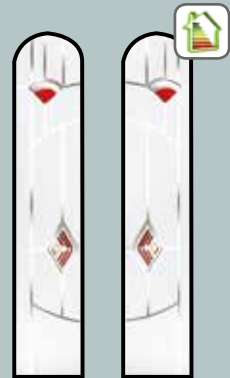
Diamond Bevel †*



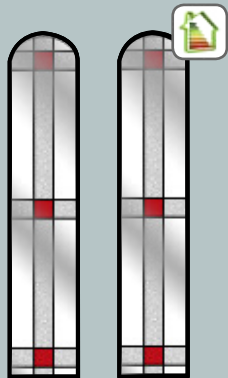
Diamond Red †*
Also available in Diamond Blue, Grey or Green



Fleur †*




*Murano Red**
Also available in Murano Blue, Black, Green or Purple



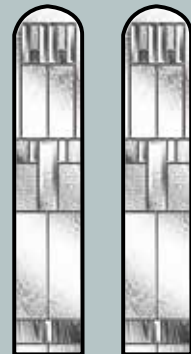
Lattice Red †*
Also available in Lattice Blue, Green or Bevel




Elegance




*Simplicity Zinc**



*Prairie**



Crystal Diamond †*



*Satin**



Obscure †*
See page 45 for all choices



*Available as part of our Secured by Design upgrade package




Low E energy efficient glazing as standard

† Our decorative glazing designs are supplied with a choice of backing glass from Global Glass see page 45

The Derwent

SG14



The **Derwent** teams elegant lines with charming glazing panels ideal for allowing light in and providing you the opportunity to personalise your home.



The Derwent in Golden Oak with Finesse glazing



The Derwent in White with Prairie glazing

Classic colours

White



Green



Black



Blue



Red



Golden Oak




Rosewood



Prestige colours

Cream



Chartwell Green



Duck Egg Blue

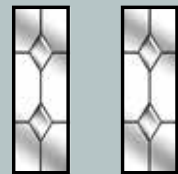


Anthracite Grey




See page 47 for minimum and maximum door sizes


Glazing options



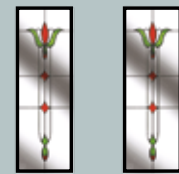
Diamond Bevel †*




Diamond Red †*
Also available in Diamond
Blue, Grey or Green




Dorchester Blue
Also available in
Dorchester Amber or Green



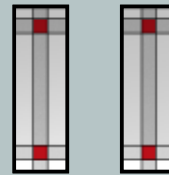
Fleur †*



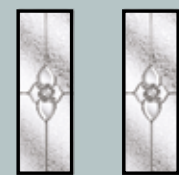
*Murano Red**
Also available in Murano
Blue, Black, Green or Purple



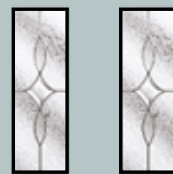
Reflections



Lattice Red †*
Also available in Lattice
Blue, Green or Bevel



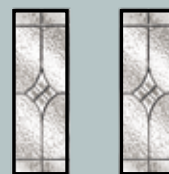
Finesse




Flair




Diamond Cut



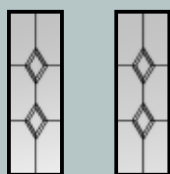
Elegance




Prairie




Simplicity
Available in Zinc or Brass



Crystal Diamond †*



*Satin**



Obscure †*
See page 45 for all choices



*Available as part of
our Secured by Design
upgrade package




Low E energy efficient glazing as standard

† Our decorative glazing designs are supplied with a
choice of backing glass from Global Glass see page 45

The **Amber**

SGA3



With a half moon top panel and dual rectangular side panels, The **Amber** is a unique decorative option and has a host of stunning glazing options to choose from.




The Amber in Black with Murano Black glazing



The Amber in Green with Dorchester Green glazing

Classic colours



Prestige colours



See page 47 for minimum and maximum door sizes

Glazing options



Diamond Bevel †*



Diamond Red †*
Also available in Diamond
Blue, Grey or Green



Fleur †*



*Murano Red**
Also available in Murano
Blue, Black, Green or Purple



Dorchester Blue
Also available in Dorchester
Amber or Green



Flair



Finesse



Prairie



Simplicity
Available in Zinc or Brass



Elegance



*Crystal Diamond**



Diamond Cut



Reflections



*Georgian Bar**
Available in door colour with
Satin, Obscure or Clear glass



*Satin**



Obscure †*
See page 45 for all choices



*Available as part of
our Secured by Design
upgrade package




Low E energy efficient glazing as standard

† Our decorative glazing designs are supplied with a
choice of backing glass from Global Glass see page 45

The Dove

SG34



The **Dove** is a four panel door with traditional Georgian semi-circular toplight that can be enhanced with one of our decorative glazing styles.



The Dove in Green with Diamond Green glazing



The Dove in White with Flair glazing

Classic colours

White



Green



Black



Blue



Red



Golden Oak




Rosewood



Prestige colours

Cream



Chartwell Green



Duck Egg Blue



Anthracite Grey



See page 47 for minimum and maximum door sizes

Glazing options



Diamond Bevel †*



Diamond Red †*
Also available in Diamond
Blue, Grey or Green



Fleur †*



Lattice Red †*
Also available in Lattice
Blue, Green or Bevel



*Murano Red**
Also available in Murano
Blue, Black, Green or Purple



Dorchester Blue
Also available in Dorchester
Amber or Green



*Reflections**



*Simplicity**
Available in Zinc or Brass



*Prairie**



Finesse



Flair



*Diamond Cut**




Elegance



Crystal Diamond †*



*Georgian Bar**
Available in door colour with
Satin, Obscure or Clear glass



*Satin**



Obscure †*
See page 45 for all choices



*Available as part of
our Secured by Design
upgrade package




Low E energy efficient glazing as standard

† Our decorative glazing designs are supplied with a
choice of backing glass from Global Glass see page 45

The Ecclesbourne

SG11



The **Ecclesbourne** is a traditional 6 panel door with two high level lights that can be glazed with a choice of one of our decorative glass options. A classic look for older homes or contemporary houses.



The Ecclesbourne in Black with Murano Black glazing



The Ecclesbourne in White with Diamond Red glazing

Classic colours



Prestige colours



See page 47 for minimum and maximum door sizes

Glazing options



Diamond Bevel †*



Diamond Red †*
Also available in Diamond
Blue, Grey or Green



Lattice Red †*
Also available in Lattice Blue,
Green or Bevel



*Murano Red**
Also available in Murano Blue,
Black, Green or Purple



Dorchester Blue
Also available in Dorchester
Amber or Green



Fleur †*



*Reflections**



*Simplicity**
Available in Zinc or Brass



*Prairie**



Finesse



*Diamond Cut**



Flair



Elegance



Crystal Diamond †*



*Satin**



Obscure †*
See page 45 for all choices



*Available as part of
our Secured by Design
upgrade package




Low E energy efficient glazing as standard

† Our decorative glazing designs are supplied with a
choice of backing glass from Global Glass see page 45

The Erewash

SG08



The **Erewash** is a traditional six panelled door suited to most homes. Whether you are choosing a door for a new build or a classic townhouse, The **Erewash** is an obvious choice.



The Erewash in Rosewood



The Erewash in Red

Classic colours

White

Green

Black

Blue

Red

Golden Oak

Rosewood

Prestige colours

Cream

Chartwell Green


Duck Egg Blue

Anthracite Grey

See page 47 for minimum and maximum door sizes

The Carsington

SG07



The **Carsington** is a smart four panel door option with a traditional townhouse appearance that looks equally at home on an older property or a more contemporary dwelling.



The Carsington in Anthracite Grey



The Carsington in Cream

Classic colours




Prestige colours



See page 47 for minimum and maximum door sizes

The Lathkill

SG03



The **Lathkill** is our ever popular half glazed door offering. Allowing light to flood into the room beyond, this stunning door option may also be personalised with a decorative glazing panel of your choice.



The Lathkill in Green with Reflections glazing



The Lathkill in Duck Egg with Crystal Diamond glazing

Classic colours

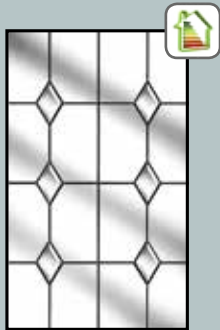


Prestige colours

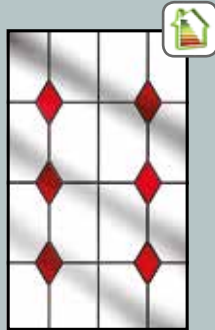


See page 47 for minimum and maximum door sizes

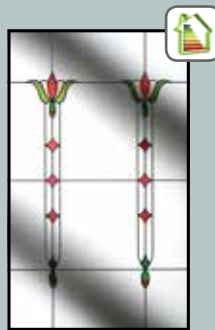
Glazing options



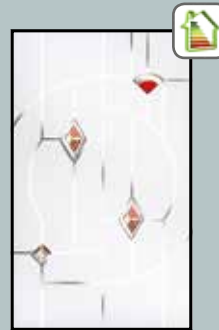
Diamond Bevel †*



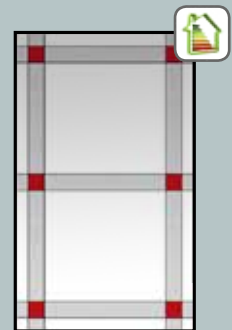
Diamond Red †*
Also available in Diamond Blue, Grey or Green



Fleur †*



Murano Red †*
Also available in Murano Blue, Black, Green or Purple



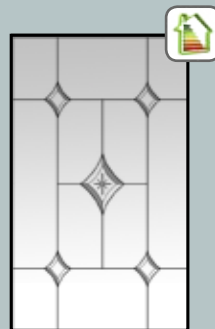
Lattice Red †*
Also available in Lattice Blue, Green or Bevel



*Diamond Cut**




*Reflections**



Crystal Diamond †*




Elegance




*Simplicity Zinc**



*Prairie**



*Georgian Bar**
Available in door colour with Satin, Obscure or Clear glass



*Satin**



Obscure †*
See page 45 for all choices



*Available as part of our Secured by Design upgrade package




Low E energy efficient glazing as standard

† Our decorative glazing designs are supplied with a choice of backing glass from Global Glass see page 45

The Beeston

SGA2



The elegant arched window of The **Beeston** provides beautiful styling with the practical benefits of plentiful daylight. Make the style your own with a choice of decorative glass.



The Beeston in Red with Murano Red glazing




The Beeston in Black with Prairie glazing

Classic colours

White




Green



Black



Blue



Red



Golden Oak




Rosewood



Prestige colours

Cream



Chartwell Green



Duck Egg Blue

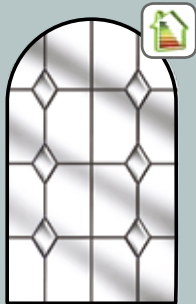


Anthracite Grey

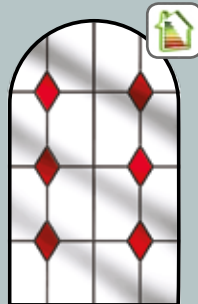


See page 47 for minimum and maximum door sizes

Glazing options



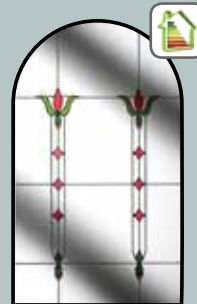
Diamond Bevel †*



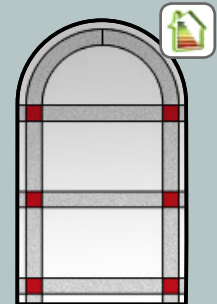
Diamond Red †*
Also available in Diamond
Blue, Grey or Green



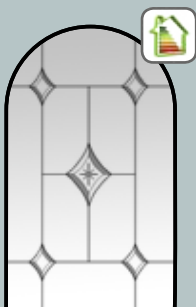
*Murano Red**
Also available in Murano
Blue, Black, Green or Purple



Fleur †*



Lattice Red †*
Also available in Lattice
Blue, Green or Bevel



Crystal Diamond †*




*Diamond Cut**



*Reflections**



Elegance




*Simplicity Zinc**



*Prairie**



*Georgian Bar**
Available in door colour with
Satin, Obscure or Clear glass



*Satin**



Obscure †*
See page 45 for all choices



*Available as part of
our Secured by Design
upgrade package




Low E energy efficient glazing as standard

† Our decorative glazing designs are supplied with a
choice of backing glass from Global Glass see page 45

The Wye

SGL3



The **Wye** has a rustic appearance with all the benefits of a modern composite door. The diamond shaped glazed panel can be enhanced with a number of glazing options.




The Wye in Cream with Simplicity glazing



The Wye in Golden Oak with Murano Blue glazing

Classic colours



Prestige colours



See page 47 for minimum and maximum door sizes

Glazing options



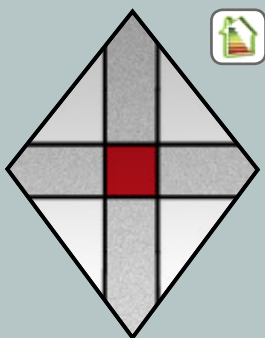
Diamond Bevel* †



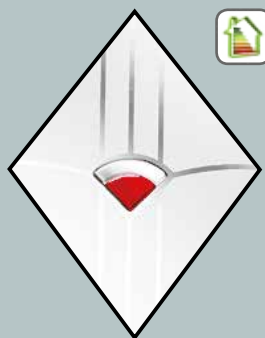
Diamond Red* †
Also available in Diamond
Blue, Grey or Green



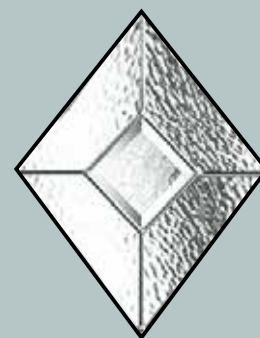
Crystal Diamond* †



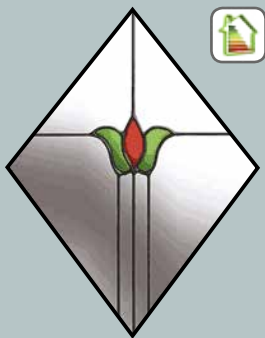
Lattice Red* †
Also available in Lattice Blue,
Green or Bevel




Murano Red*
Also available in Murano
Blue, Black, Green or Purple



Simplicity Zinc



Fleur* †



Satin*



Obscure* †
See page 45 for all choices



*Available as part of
our Secured by Design
upgrade package



Low E energy efficient glazing as standard

† Our decorative glazing designs are supplied with a
choice of backing glass from Global Glass see page 45

Contemporary Hardware Options (available on Wye, Speedwell, Shardlow, Repton, Farndon, Milton & Ogston with min door width: 840mm)

Door handles - brushed steel



600mm



1000mm



1200mm



Bow Handle



V Handle

Pull
External only



Back to Back
Fixing Kit



Letterplate



Lock



Knocker



Escutcheons



Standard



Standard with Pull



Security




Security with Pull

(Handle option available both sides - escutcheon
with pull required if handle fitted externally only)

NB: Contemporary Hardware is **not** available as part of the Secured By Design upgrade

The Speedwell

SGL5



The **Speedwell** twins country cottage charm with clean modern lines. With a 'tongue and groove' finish and a small centrally-aligned glazing panel which can be adorned with a choice of decorative glass.



The Speedwell in Rosewood with Simplicity Zinc glazing



The Speedwell in Duck Egg Blue with Murano Black glazing

Classic Colours



Prestige colours



See page 47 for minimum and maximum door sizes

Glazing options



Diamond Bevel †*



Diamond Red †*
Also available in Diamond
Blue, Grey or Green




*Murano Red**
Also available in Murano
Blue, Black, Green or Purple



Simplicity Zinc



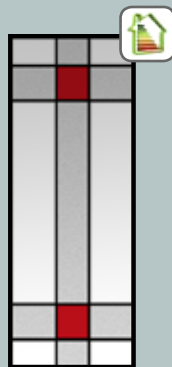
Prairie



Fleur †*



Elegance



*Lattice**
Also available in Lattice
Blue, Green or Bevel



*Satin**



Obscure †*
See page 45 for all choices



*Available as part of
our Secured by Design
upgrade package



Low E energy efficient glazing as standard

† Our decorative glazing designs are supplied with a
choice of backing glass from Global Glass see page 45

Contemporary hardware options (available on Wye, Speedwell, Shardlow, Repton, Farndon, Milton & Ogston with min door width: 840mm)

Door handles - brushed steel



600mm



1000mm



1200mm



Bow Handle



V Handle

Pull
External only



Back to Back
Fixing Kit



Letterplate



Lock



Knocker



Escutcheons



Standard



Standard with Pull



Security




Security with Pull

(Handle option available both sides - escutcheon
with pull required if handle fitted externally only)

NB: Contemporary Hardware is **not** available as part of the Secured By Design upgrade

The **Shardlow**

SGL7



The unique singular, long glass pane of The **Shardlow**, which may be situated to the left, right or centre, provides minimalist lines with the practical benefits of natural light. Make the style your own with a choice of plain or decorative glass.



The Shardlow in Red with Murano Red glazing



The Shardlow in Blue with Prairie glazing

Classic **colours**



Prestige **colours**



See page 47 for minimum and maximum door sizes

Glazing options



Diamond Bevel †*



Diamond Red †*
Also available in Diamond Blue, Grey or Green



Elegance



*Murano Black**
Also available in Murano Blue, Red, Green or Purple



*Prairie**



Reflections



*Satin**



*Obscure**
See page 45 for all choices



*Available as part of our Secured by Design upgrade package



Low E energy efficient glazing as standard

† Our decorative glazing designs are supplied with a choice of backing glass from Global Glass see page 45

Contemporary hardware options (available on Wye, Speedwell, Shardlow, Repton, Farndon, Milton & Ogston with min door width: 840mm)

Door handles - brushed steel



600mm



Bow Handle



1000mm



1200mm



V Handle

Back to Back Fixing Kit



Letterplate



Lock



Knocker



Escutcheons



Standard



Standard with Pull



Security




Security with Pull

(Handle option available both sides - escutcheon with pull required if handle fitted externally only)

NB: Contemporary Hardware is **not** available as part of the Secured By Design upgrade

The Repton

SGL6



The split glazed panel of The **Repton**, which may be situated to the left, right or centre, allows for a wide choice of both plain or decorative glass designs to provide a contemporary look to the entrance of your home.




The Repton in Cream with Lattice Red glazing



The Repton in Golden Oak with Diamond Cut glazing

Classic colours



Prestige colours




See page 47 for minimum and maximum door sizes

Glazing options



Diamond Bevel †*



Diamond Red †*
Also available in Diamond
Blue, Grey or Green



Dorchester Blue
Also available in
Dorchester Amber or Green



Fleur †*



Lattice Red †*
Also available in Lattice
Blue, Green or Bevel



Murano Red †*
Also available in Murano
Black, Red, Green or Purple



*Prairie**



*Diamond Cut**



*Reflections**



Finesse




Elegance




Flair



Simplicity
Available in Zinc or Brass



Crystal Diamond †*



*Satin**



Obscure †*
See page 45 for all choices



*Available as part of
our Secured by Design
upgrade package



Low E energy efficient glazing as standard

† Our decorative glazing designs are supplied with a
choice of backing glass from Global Glass see page 45

Contemporary hardware options (available on Wye, Speedwell, Shardlow, Repton, Farndon, Milton & Ogston with min door width: 840mm)

Door handles - brushed steel



600mm



Bow Handle



1000mm



1200mm



V Handle

Back to Back
Fixing Kit



Letterplate



Lock



Knocker



Escutcheons



Standard



Standard with Pull



Security




Security with Pull

(Handle option available both sides - escutcheon
with pull required if handle fitted externally only)

NB: Contemporary Hardware is **not** available as part of the Secured By Design upgrade

The Farndon

SGL8



The modern, elegant look of The **Farndon** and its three glazed panels, which may be situated to the left, right or centre, is as contemporary as it is stylish. Make a stunning statement with this modern look.




The Farndon in Chartwell Green with Prairie glazing



The Farndon in Anthracite Grey with Reflections glazing

Classic colours



Prestige colours



See page 47 for minimum and maximum door sizes

Glazing options



Diamond Bevel †*



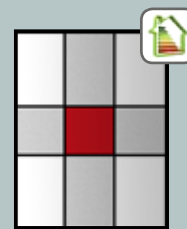
Diamond Red †*
Also available in Diamond Blue, Grey or Green




Dorchester Blue
Also available in Dorchester Amber or Green



*Reflections**



Lattice Red †*
Also available in Lattice Blue, Green or Bevel



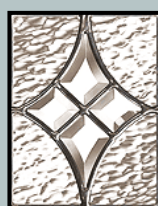
Finesse



Flair



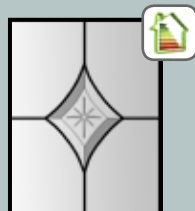
*Diamond Cut**




Elegance



*Prairie**



*Crystal Diamond**



*Simplicity**
Available in Zinc or Brass



*Satin**



Obscure †*
See page 45 for all choices



*Available as part of our Secured by Design upgrade package



Low E energy efficient glazing as standard

† Our decorative glazing designs are supplied with a choice of backing glass from Global Glass see page 45

Contemporary hardware options (available on Wye, Speedwell, Shardlow, Repton, Farndon, Milton & Ogston with min door width: 840mm)

Door handles - brushed steel



600mm



1000mm



1200mm

(Handle option available both sides - escutcheon with pull required if handle fitted externally only)



Bow Handle



V Handle

Pull
External only



Back to Back
Fixing Kit



Letterplate



Lock



Knocker



Escutcheons



Standard



Standard with Pull



Security




Security with Pull

NB: Contemporary Hardware is **not** available as part of the Secured By Design upgrade

The Milton

SGL9



The clean lines of The **Milton** provide contemporary styling while the four glazed panels that may be situated to the left, right or centre, can accommodate both the need for privacy and allow daylight into your home.




The Milton in Blue with Simplicity glazing



The Milton in Rosewood with Satin glazing

Classic colours



Prestige colours



See page 47 for minimum and maximum door sizes

Glazing options



Diamond Bevel †*



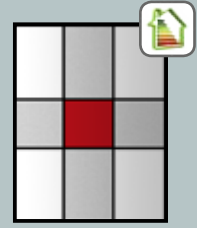
Diamond Red †*
Also available in Diamond
Blue, Grey or Green




Dorchester Blue
Also available in Dorchester
Amber or Green



*Reflections**



Lattice Red †*
Also available in Lattice
Blue, Green or Bevel




Finesse



Flair



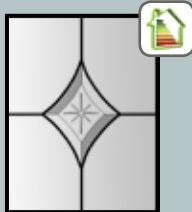
*Diamond Cut**



Elegance



*Prairie**



*Crystal Diamond**



*Simplicity**
Available in
Zinc or Brass



*Satin**



Obscure †*
See page 45 for all choices



*Available as part of
our Secured by Design
upgrade package



Low E energy efficient glazing as standard

† Our decorative glazing designs are supplied with a
choice of backing glass from Global Glass see page 45

Contemporary hardware options (available on Wye, Speedwell, Shardlow, Repton, Farndon, Milton & Ogston with min door width: 840mm)

Door handles - brushed steel



600mm



1000mm



1200mm



Bow Handle



V Handle

Back to Back
Fixing Kit



Letterplate



Lock



Knocker



Escutcheons



Standard



Standard with Pull



Security




Security with Pull

(Handle option available both sides - escutcheon
with pull required if handle fitted externally only)

NB: Contemporary Hardware is **not** available as part of the Secured By Design upgrade

The Dearne

SGM1



The simple tongue and groove design of The **Dearne** makes it the perfect choice for both urban and rural settings. With maximum levels of potential sunlight, this style is suited to all locations.



The Dearne in Duck Egg with Murano Black glazing



The Dearne in Golden Oak with Crystal Diamond glazing

Classic **colours**

White

Green

Black

Blue

Red

Golden Oak

Rosewood

Prestige **colours**

Cream

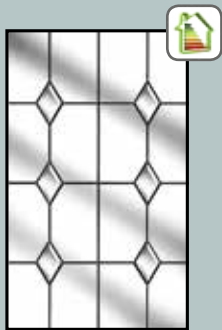
Chartwell Green

Duck Egg Blue

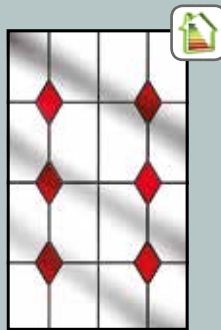
Anthracite Grey

See page 47 for minimum and maximum door sizes

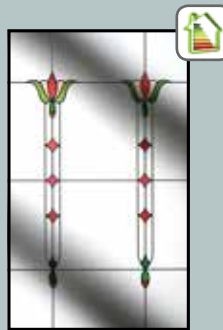
Glazing options



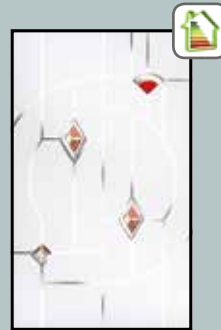
Diamond Bevel †*



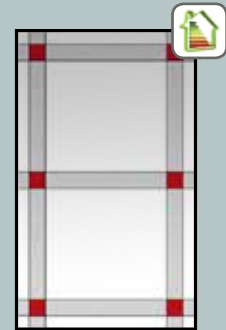
Diamond Red †*
Also available in Diamond Blue, Grey or Green



Fleur †*




*Murano Red**
Also available in Murano Blue, Black, Green or Purple



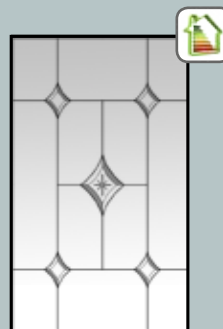
Lattice Red †*
Also available in Lattice Blue, Green or Bevel



*Diamond Cut**




*Reflections**



Crystal Diamond †*




Elegance




*Simplicity Zinc**



*Prairie**



*Georgian Bar**
Available in door colour with Satin, Obscure or Clear glass



*Satin**



Obscure †*
See page 45 for all choices



*Available as part of our Secured by Design upgrade package




Low E energy efficient glazing as standard

† Our decorative glazing designs are supplied with a choice of backing glass from Global Glass see page 45

The Ogston

SGA7



The **Ogston** has a homely 'tongue and groove' finish that makes it ideal for either front or rear door applications. This option comes highly recommended as a non-glazed alternative to the ever popular **Speedwell**.




The Ogston in Red with Contemporary Hardware - see page 37



The Ogston in Golden Oak

Classic Colours



Prestige Colours



See page 47 for minimum and maximum door sizes

Toplights, sidelights & panel options

Benchmark Side Panels

The Benchmark range has four side panel designs to compliment your chosen door and are available in all 11 door colours.

A full range of frame extenders, sills and threshold options are also available. This versatility enables us to match the individual requirements of each installation, to create beautiful and practical entranceways.

Contact us for more information or a quote.



Style One
Ideal for:
The Moorgreen
The Lathkill



Style Two
Ideal for:
The Derwent



Style Three
Ideal for:
The Butterley




Style Four
Ideal for:
The Kingston
The Beeston

Matching composite side panels, maximum 460mm width


Sidelights & Toplights

Our stunning PVC-U sidelight and topline combinations allow sunlight to flood into your home. Available in 6 frame colours (see page 46), these options will compliment your Benchmark door perfectly.


Please note: all sidelights are available as a left or right hand option, as a glazed or solid PVC-U panel and are separate frames unless otherwise stated.



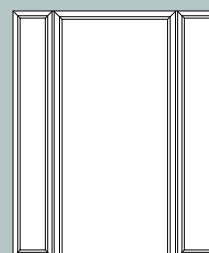
Single
(Standard)



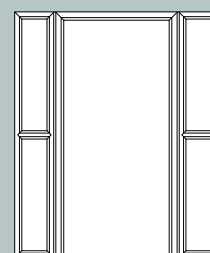
Toplight
(Integrated)



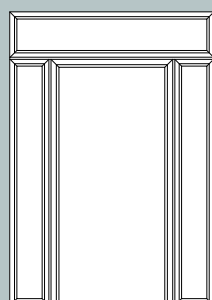
Toplight
(Seperate)



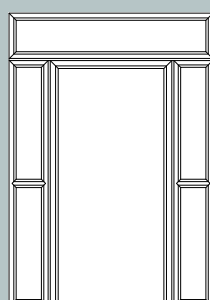
Double sidelights



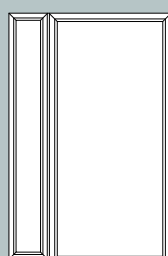
Double sidelights
with midrails



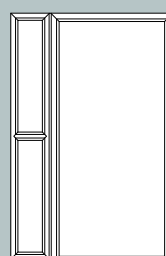
Double sidelights with
toplight




Double sidelights with
toplight and midrails



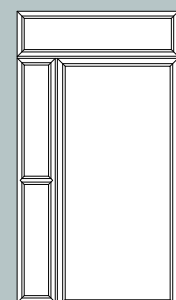
Sidelight



Sidelight with
midrail




Sidelight with
toplight



Sidelight with
toplight and midrail

Integrated Toplights

Our integrated topline lights are manufactured as a single frame. Please check our min/max table for more details on available sizes. Please refer to individual door styles for specific width restrictions on p47.



	Height			
	Min (Narrow)	Min (Std)	Max (Narrow)	Max (Std)
Standard aluminium threshold	2093mm	2111mm	2835mm	2853mm
Part M Low aluminium threshold	2087mm	2105mm	2829mm	2847mm
Low PVC-U	2115mm	2133mm	2857mm	2875mm
Full PVC-U frame (Standard PVC-U)	2133mm	2151mm	2875mm	2893mm

Hardware **options**

Standard **Hardware** (available as standard with all Benchmark doors)

Performance lever handles



Polished Gold
Lever door handle with an anti-bump cylinder



Polished Chrome



Satin Silver




Black

Adjustable door hinge



Fully adjustable hinge for perfect installations every time
(NB Butt hinges used for open out or narrow frames)

Security door lock



Multi-point locking system using bolts for ultimate security

Please note: As part of continued development programme, our standard hardware specification may change without prior notice

Extras

Performance lever/pad handles



Polished Chrome
With external pad handle



Polished Gold



Satin Silver



Black

Pro-style letter box



Polished Gold
Colour matched to suite with range



Polished Chrome



Satin Silver



Black

Letters and numerals



Polished Gold, Chrome, Black & Satin

ProLinea door knockers



Polished Gold
Victorian Urn
(Available with spy hole)



Satin Silver



Polished Chrome



Black



Satin Silver
Slimline Victorian Urn
(Available with spy hole)



Polished Gold



Polished Chrome



Black



Polished Chrome
Pony Tail



Polished Gold



Black



Satin Silver



Black
Modern Oval



Polished Gold



Polished Chrome



Satin Silver

Security chain



Polished Gold or Chrome

For added security

Prolinea spy hole



Polished Chrome

180° viewing area



Polished Gold



Satin Silver



Black

Thumbturn



Polished Chrome

Quick & easy locking mechanism



Polished Gold

Premium Upgrade 10 Year Guarantee (mechanical & surface guarantees)



Hoppe Atlanta door handles



Polished Chrome



Polished Gold



Black

10 year mechanical guarantee
10 year surface guarantee

Hoppe letter box



Polished Gold



Polished Chrome



Black

10 year mechanical guarantee
10 year surface guarantee

Hoppe door knocker



Polished Gold



Polished Chrome



Black

10 year mechanical guarantee
10 year surface guarantee

Secured by Design Upgrade £1000 Break-in insurance see p51

To ensure your new door meets the stringent security standards specified by Secured by Design, your specification will be as follows:

Hoppe Atlanta handles, 6.8mm toughened/laminated glazing, Vectis door lock kit & handle adaptor, a Prolinea spy hole, a letter plate cowl and a security chain.



Vectis door lock kit



Vectis handle adaptor




Prolinea spy hole



Security chain

ERA 'Five-Star' security guarantee includes 10 year hardware guarantees


The Benchmark security upgrade gives peace of mind and added reassurance for both installer and homeowner alike. With our partners ERA, we provide a 5 star guarantee against forced door entry for up to 10 years and our upgrade meets with Secured by Design, which is the UK Police preferred specification.



Glazing options

A complete range of decorative glass

We have selected the most popular glazing options best suited to our Benchmark door range. From contemporary designs to more traditional glass styles, we know you will find the perfect look for your door. Although not available in every door style, the following images give an indication of colour and appearance.



† Our decorative glazing designs are supplied with a choice of backing glass from Global Glass see opposite page

Backing **Glass Options**



Pilkington Stippolyte™



Pilkington Cotswold™



Pilkington Contora™



Pilkington Minster™



Low E, energy efficient glazing as standard

Wherever you see this icon in our glazing options, we will supply our Low E, Argon filled units without any extra cost. Glazing in a GRP composite door will always reduce its thermal efficiency, but by installing our Low E option, we can help negate that effect, which is better for the environment and better for your pocket.

Delivered **on time, in full**



You can trust us to deliver

We measure our success in accurately providing what you ordered, quickly and on time. Our Benchmark door range is bigger and better than ever before and a quick turnaround is what we strive for.

Remember : keep us informed if you are planning a large project and we will make sure we have everything you need in stock.

Ordering from us (Available to Trade Customers only)

To place your order with us, you can do it in one of four ways, including our online door builder:

Phone : **01773 852311**
Fax : **01773 857080**
Email : **orders@masterdor.co.uk**
Online : **www.masterdorbenchmark.co.uk**

Be sure to have your account number handy when making your order, so we can find your business details quickly on our system.

Frame, sill & threshold **options**

To complete your door choice


Often it is the finishing touches on a project that make all the difference. To achieve the perfect look for your home, Masterdor offer a choice of frame, threshold and sill options.

Frame **options**

With our standard Chamfered frame style, you may select from a range of colours and woodgrains to individualise your door.


Multi-chambered outer frame

an energy efficient, clean modern style



- **Multi-chamber profile**
Our multi-chambered frames give impressive thermal performance as standard. With eight chambers, our Sheerframe profile will keep the entrance to your home warm and secure
- **Environmentally friendly frames**
Lead free profile and plastic thermal reinforcements (PTRs) are both thermally efficient and incredibly strong with the added bonus of being light and quick to install
- **Triple sealed**
Unlike other frames, our innovative system uses three gaskets to reduce heat loss and improve weather-tightness
- **Secure construction**
With 72% better screw retention than through steel, PTRs offer more secure fixing of hardware keeping your door rigid, stable and secure

Frame **colours**



Door sizing options

Our door sizes are dependant on the style you choose but most follow the sizing options below.

A wide range of frame extenders and panels may be added for non-standard apertures.

Door style: Moorgreen, Butterley, Kingston, Derwent, Amber, Dove, Ecclesbourne, Erewash, Carsington, Lathkill, Beeston and Dearne.

	Width				Height			
	Min (Narrow)	Min (Std)	Max (Narrow)	Max (Std)	Min (Narrow)	Min (Std)	Max (Narrow)	Max (Std)
Standard aluminium threshold	804mm	840mm	984mm	1020mm	1947mm	1965mm	2069mm	2087mm
Part M Low aluminium threshold	804mm	840mm	984mm	1020mm	1941mm	1959mm	2063mm	2081mm
Low PVC-U	804mm	840mm	984mm	1020mm	1969mm	1987mm	2091mm	2109mm
Full PVC-U frame (standard PVC-U)	804mm	840mm	984mm	1020mm	1987mm	2005mm	2109mm	2127mm

Door style: Wye, Speedwell, Shardlow, Repton, Farndon, Milton and Ogston.

	Width				Height			
	Min (Narrow)	Min (Std)	Min (Narrow)	Max (Std)	Min (Narrow)	Min (Std)	Min (Narrow)	Max (Std)
Standard aluminium threshold	681mm	717mm	984mm	1020mm	1947mm	1965mm	2069mm	2087mm
Part M Low aluminium threshold	681mm	717mm	984mm	1020mm	1941mm	1959mm	2063mm	2081mm
Low PVC-U	681mm	717mm	984mm	1020mm	1969mm	1987mm	2091mm	2109mm
Full PVC-U frame (standard PVC-U)	681mm	717mm	984mm	1020mm	1987mm	2005mm	2109mm	2127mm

Sill options



Benchmark doors can be specified with a choice of 3 PVC-U sill sizes:

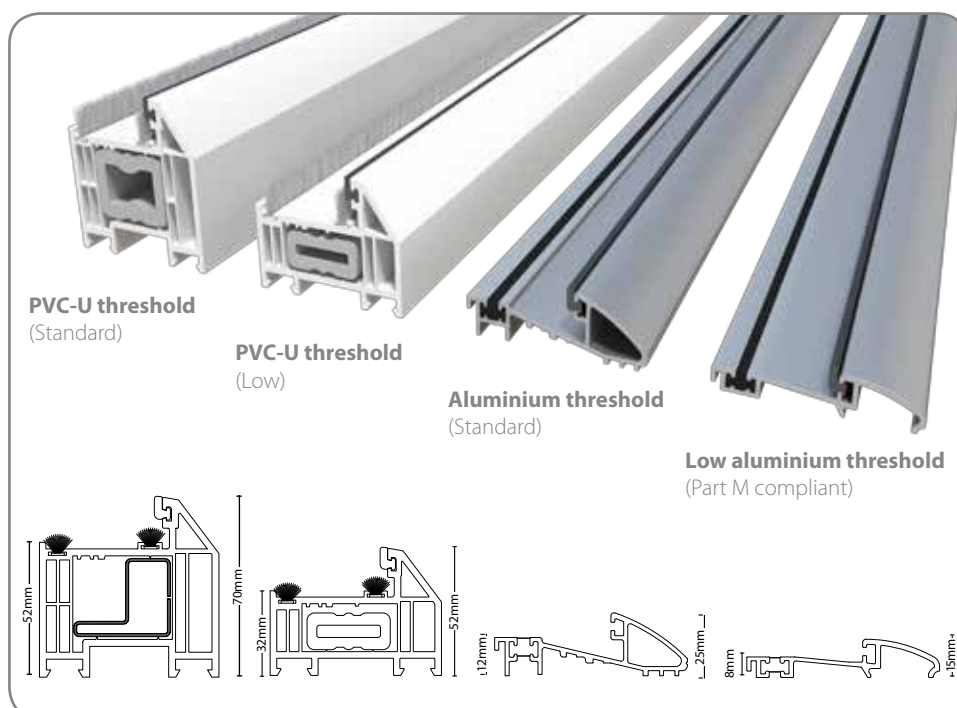
- 100mm Stub Sill
- 150mm Sill
- 180mm Sill

Threshold options

You have a choice of thresholds from Masterdor. The standard offering is an aluminium threshold with a height of 25mm.

The low aluminium threshold is just 15mm high and creates a low step when your door is open. The low threshold is suitable for disabled and wheelchair access and is Part M compliant.

The standard PVC-U threshold provides a four sided door frame. When your door is open you will have a deeper frame to step over. However, the PVC-U option provides the tightest and most thermally efficient weather seal as the door sits behind the frame on all four sides.




Energy ratings




Save money and the planet with a Benchmark door

Energy efficiency is important to all of us. We all want to be more energy efficient, to reduce our fuel bills and to protect the future of our planet. A Benchmark composite door is the perfect way to improve the energy efficiency of your home.

As standard, our doors without glazing panels enjoy an A+ rating while glazed doors carry a still comparatively impressive B rating. You will also see a U-value rating on all our doors which is a technical measurement of heat loss through a structural element. The lower the U-value the better the energy efficiency.



Unglazed




Glazed



Look out for this icon - Low E, energy efficient glazing available as standard

Wherever you see this icon in our glazing options, we will supply our Low E, Argon filled units without any extra cost. Glazing in a GRP composite door will always reduce its thermal efficiency but by installing our Low E option, we can help negate that effect, which is better for the environment and better for your pocket.



Showing thermal efficiency of a Benchmark door - blue being the most energy efficient and showing very little heat loss



Saving money and saving the planet

Fire door **options**



Fire safety from an industry leading product

The Masterdor GRP composite fire door offers the same outstanding quality and excellence in class as the rest of the Benchmark range but with a hidden safety benefit. When installed, the Benchmark fire door will resist fire for a period of 30 or 60 minutes - depending on selection, in accordance with British Standards.

Ideal for flats and apartments, many of the Benchmark door styles can be ordered from Masterdor as a fire door option, whilst The Erewash is available in both 30 and 60 minute options.

Benchmark fire doors are available in six of our bestselling Classic colours, proving that choosing fire safety doesn't mean you have to compromise on style.

Available fire door styles




Options

FD30 Colours



FD60 Colours



Glazing Options



As standard, our fire doors have Pyroshield 2 glazing with a choice of Clear or Stippolyte to the external pane - see page 45.

Accreditations



A fire resistance test performed on single leaf doorsets. Test conducted in accordance with British Standards.

Customer **support**

At Masterdor our experienced and skilled customer care team is always on hand to provide technical advice, answer any door style enquiries, provide installation advice and to assist with project enquiries.

We ensure that our customers have all the information they require to make the best choice and to provide the best service to their customers.

How to use this brochure

In designing this brochure, we aim to provide you with all the information you need in order to choose the perfect door solution. At your finger tips, you have detailed product information, photographs, hardware choices, quality guarantees and glazing options.

When you're ready to order or if you'd like technical advice, give us a call on 01773 852311.

Ordering from us (Available to Trade Customers only)

To place your order with us, you can do it in one of four ways:

Phone : **01773 852311**
Fax : **01773 857080**
Email : **orders@masterdor.co.uk**
Online : **www.masterdorbenchmark.co.uk**

Be sure to have your account number handy when making your order, so we can find your business details quickly on our system.

Quick & easy - order online

Ordering online is a quick and easy process, please visit us at www.masterdorbenchmark.co.uk and use our online door builder.

We have the technical know-how

Unsure what door or hardware would be best for a specific job? Our team has specialist working knowledge of our product range, give them a call for helpful technical advice and support.

You can trust us to deliver

We measure our success in accurately providing what you ordered, quickly and on time. Our composite door range is now bigger and better than ever before and we keep our stock holding high so you don't have to. Remember: keep us informed if you are planning a large project and we will make sure we have everything you need in stock.



Call our team for support and advice

Dedicated customer services team

The role of the customer care team is to resolve any queries or issues you may have and we aim to respond promptly to your needs. In the event that problems arise, please do get in touch and we will do what we can to help you resolve the issue.

Contact us – we're here to help

At Masterdor, we are dedicated to providing our customers with excellent service.

Please call us on 01773 852311, or email us on orders@masterdor.co.uk to find out how we can best serve you and your business.

Security **guarantee** £1000 Break-in insurance

Choose the Secured By Design upgrade

With hardware supplied in partnership with one of the UK's leading home security manufacturers - ERA - Masterdor Benchmark doors are covered by the comprehensive ERA Five Star Guarantee. Providing exceptional security and peace of mind.

★ 24/7 help when you need it

The ERA Five Star Guarantee gives access to a FREE call out service so you have the reassurance of knowing that, in the unlikely event of a forced entry, a trained professional will come to secure your property.

★ Up to £1,000 home insurance excess paid

ERA are so confident in the quality, reliability and security of our hardware, they will even pay the excess on any home insurance claim due to the failure of an approved component - so you can be rest assured that you're fully covered.

★ Up to £1,000 towards a repair or replacement

ERA's research and development team are so confident that our security hardware will outwit any would-be burglars that if the ERA Five Star Guarantee approved component has failed, ERA will pay up to £1,000 towards the cost of replacing or repairing your door.

★ A £1,000 cheque to compensate you

In the unlikely event of a break-in succeeding through the failure of a component covered by the ERA Five Star Guarantee, you will be given a cheque for £1,000 to compensate you for the inconvenience caused.

★ Savings on the cost of your home insurance

By choosing to fit our security upgrade with the highest levels of security, you can save money on your home insurance, year after year.

*Full T&C's of ERA's Five Star Guarantee available separately.



Vectis door lock kit



Vectis handle adaptor



Prolinea spy hole



Security chain

The Vectis Cylinder-Free Multi-point Locking System is the next generation in secure locking. No manipulation, no breaking or snapping and no plug extraction. Simply one of the most secure systems available today!





Masterdor external doors – maximum choice, style and security

Masterdor Ltd is the largest producer of bespoke doors in the UK and offers design solutions to accommodate all your requirements. The Benchmark GRP door range offers a style to suit every home, providing quality backed by service that is second to none.

Masterdor Ltd is part of the Synseal Group. Established over 30 years ago, Synseal Group now employs over 1200 people and has a turnover in excess of £130 million. Main operations are located at a UK-based 35 acre site with 70,000 square metres of production, warehousing and office facilities.

Thousands of professional installers choose to purchase Synseal Group products on a regular basis and Synseal recognises and values the loyalty of trade customers, always seeking to find new ways of offering practical support to help Synseal business partners win in the competitive marketplace.

The Synseal Group product range includes Global and K2 conservatory roof systems incorporating a range of designer orangery solutions, a choice of Legend, SynerJy, Shield and Sheerframe PVC-U window and door systems, Global Glass sealed units which feature the company's exclusive Celsius performance glass for premium applications, in addition to an Evolve range of fully manufactured and CE Marked specialist PVC-U products which includes bi-fold doors, patio doors and vertical sliding sash windows.

Thermally-efficient Celsius Solid Roofs and WarmCore next generation aluminium windows and doors, are the latest product designs to be introduced by Synseal Group and these innovations signal new chapters in this award-winning company's history, with a continued pledge of delivering high quality products and service excellence to the fenestration industry.

Secured by Design Upgrade

£1000 Guarantee available
see page 51 for more details

Quality Hardware

A wide range of suited hardware
from leading manufacturers

Exquisite Glazing

Decorative Low E glass designs to
suit your door choice and home



Benchmark doors from Masterdor carry an impressive guarantee of up to 10 years. Full details available on request.

masterdor[®]

Tel 01773 852311 | Fax 01773 857080 | www.masterdor.co.uk

Masterdor Limited | Firs Works | Nether Heage | Derbyshire | DE56 2JJ



Masterdor Limited is a Synseal Group company